

**icade**<sup>®</sup>

**AICL**



Nothing **gets**  
**to grips**  
**with weeds**  
like Icade



# For the **control of invasive and tough woody weeds**



## Why use Icade?

Unwanted vegetation in amenity grassland and non crop areas causes safety hazards, severe economic loss, and damage to desirable structures. As well as being unsightly, invasive weeds also reduce biodiversity and can pose serious risk to human health.

With the need for the most efficient weed killing technology, whilst being safe to humans and the environment, Corteva has combined the latest technology in Icade.

## Key Points

- **Effective against a wide range of tough and invasive weeds – including Japanese Knotweed and Buddleia**
- **Handy 1 litre pack size**
- **No hazard classification - favourable COSHH assessment**
- **Virtually no odour**
- **Rainfast in 1 hour**
- **Safe to grasses**
- **Outstanding levels of translocation gets ICADE deep into roots of the weeds**

Icade contains 12 g/litre aminopyralid and 120 g/litre of triclopyr.

MAPP No. 19069






# Icade quickly translocates throughout the target weed



## Areas where Icade can be used include

Railway and motorway embankments, industrial areas, under powerlines, cemeteries, utilities, parkland, around greenkeeper sheds, golf course roughs and areas of grassland of no agricultural interest.

Icade herbicide is approved for use in Amenity Grassland. Icade is NOT approved for use on airfields. Do not use treated area for animal feed or bedding.



Approved for use under powerlines



Approved for use on railway embankments




Japanese Knotweed



Bramble



Buddleia



Creeping Thistle



Mugwort



Nettle



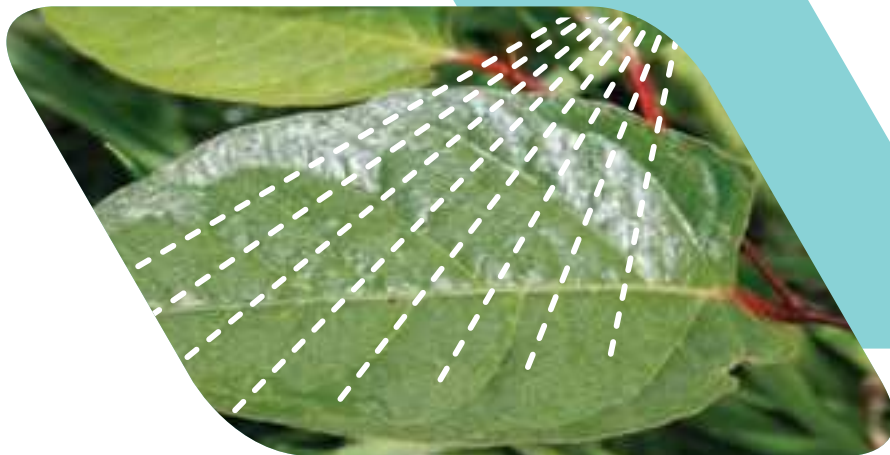
Rosemary Willowherb



Hogweed



Gorse



## Get the best out of Icade

- Apply Icade to actively growing weeds with a dry leaf
- Spray Icade to thoroughly wet the leaves up to the point of run off
- Ensure good spray coverage of the whole weed
- Spray to avoid drift
- Allow at least 1 hour before any rainfall
- Only mix enough spray for the job in hand

## Weed Control

Weeds controlled, rates of use and timing of application.

Weeds	Rates of use ml/10 litres of water	Optimum timing of application
Bramble	150	up to 1 metre high
Broom	200	up to 1 metre high
Buddleia	200	up to 1 metre high
Gorse	150	up to 1 metre high
Japanese Knotweed	200	up to 1 metre high, with good foliage cover

## Application information

### Knapsack application only

Apply at 150ml in 10L of water for the control of Bramble and Gorse.

Apply at 200 ml in 10L of water for the control of Japanese Knotweed, Buddleia and Broom.

Do not spray up to drop line of trees.

5 metre buffer zone to water.

## When to use Icade

For best results apply Icade early in the season during active growth.

For annual applications do not use between 31st July and 1st March.

- For applications made between 1st March and 1st June, 1 application may be made per calendar year
- For applications made between 1st June and 1st August, only 1 application may be made in a 2 year period
- For applications made between 1st August and 31st August, only 1 application may be made in a 3 year period.





Epsilon House, West Road,  
Ipswich, Suffolk IP3 9FJ  
**T:** +44 (0)1473 237100  
**E:** [prof.sales@icl-group.com](mailto:prof.sales@icl-group.com)



[www.icl-group.com](http://www.icl-group.com)